

20 GA. GALV. SHEET METAL VALLEY FLASHING

8'-8"  
CUSTOM FAN WINDOW  
W/ 2-AW41 UNITS

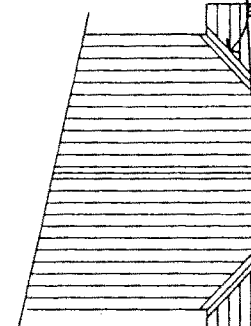
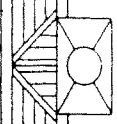
INSULATE ALL KNEE WALLS WITH 6" FIBERGLASS

BEDROOM 3

DESK

CHROME ROD AND SHELF (TYPICAL)

8'-0"



1"X6" OAK HANDRAIL

OPEN TO DINING ROOM BELOW

3'-6"

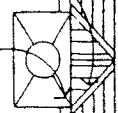
3'-4"

DOWN

STAIR

CHIMNEY CRICKET W/ ASPHALT SHINGLES

20 GA. GALV. SHEET METAL CHIMNEY CAP



4'-6"± KNEE WALL

VAULTED CEILING

9'-6"

CENTER OF ROOF RIDGE

20 x 6

20 x 6

20 x 6

12' 3"

8'-0"

BEDROOM 2

DESK

PROVIDE ACCESS PANEL TO STORAGE UNDER DESK

STORAGE

OPEN TO BELOW

OPEN TO BELOW

8'-8"  
CUSTOM FAN WINDOW

20 GA. GALV. CAP FLASHING ON THE HORIZONTAL MEMBERS BELOW THE ARCH

340° GAF TIMBERLINE ASPHALT SHINGLES

